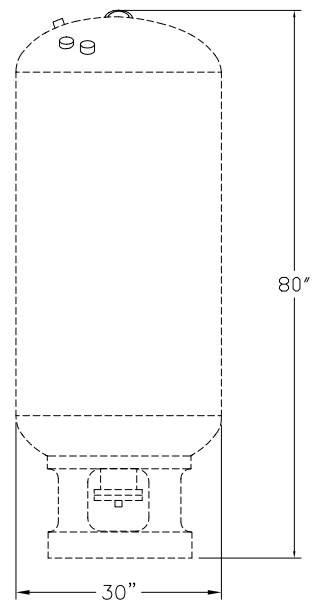
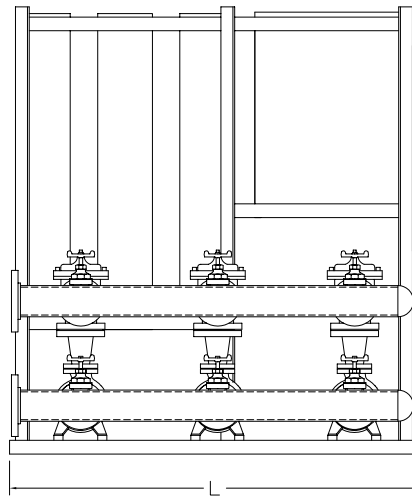
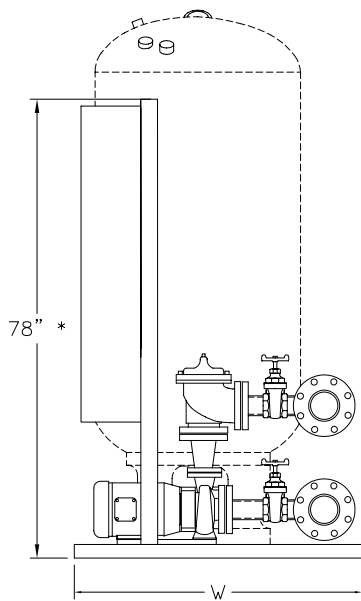
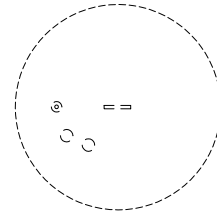
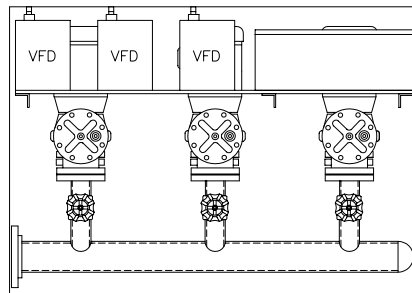


NOTES:

1. SYSTEM MANIFOLD CONNECTIONS ARE 125/150# ANSI FLANGED
2. IF OPTIONAL TANK IS PROVIDED, ONE FIELD CONNECTION IS REQUIRED.
3. DATA IS BASED ON FXA-700 TANK. REFER TO TANK DRAWINGS FOR DIMENSIONS AND WEIGHTS OF OTHER MODELS.
4. MAXIMUM SYSTEM PRESSURE MUST NOT EXCEED 175 PSIG OR OPTIONAL TANK PRESSURE RATING.
5. RIGHT HAND SYSTEM IS SHOWN. SPECIFY LEFT HAND IF REQUIRED.
6. FOR DIMENSIONS AND DRY WEIGHT CHOOSE THE LARGEST HP PUMP USED IN THE SYSTEM.
7. CUSTOM DIMENSIONS ARE AVAILABLE, CONSULT FACTORY.
8. \* VFD'S OVER 15 HP MAY REQUIRE 84"



DIMENSIONS IN INCHES (APPROX.)			SYSTEM WEIGHT IN LBS.(APPROX.)	
HORSEPOWER PER PUMP	L	W	WITHOUT TANK	WITH TANK
2-3 HORSEPOWER	66	44	1300	1900
5-7.5 HORSEPOWER	70	50	1500	2100
10-15 HORSEPOWER	74	58	2000	2600
20-25 HORSEPOWER	78	64	2200	2800

Not for construction purposes unless certified.

CERTIFIED BY: \_\_\_\_\_ DATE: \_\_\_\_\_

VARIABLE SPEED TRIPLEX END SUCTION WITH PRV'S  
AND OPTIONAL ADJACENT OR REMOTE MOUNTED TANK

CANARIIS CORPORATION

DATE: 04/30/03 SCALE: NTS www.canariis.com