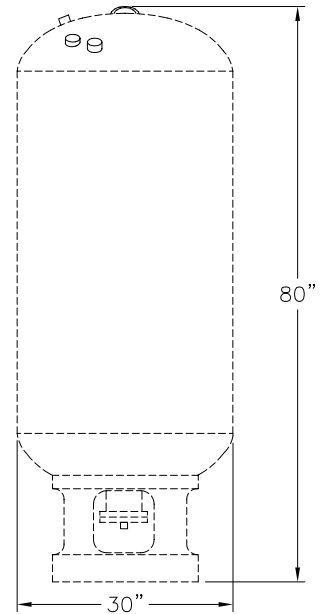
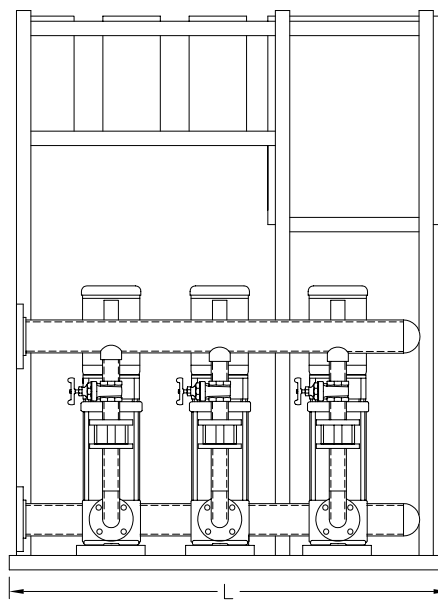
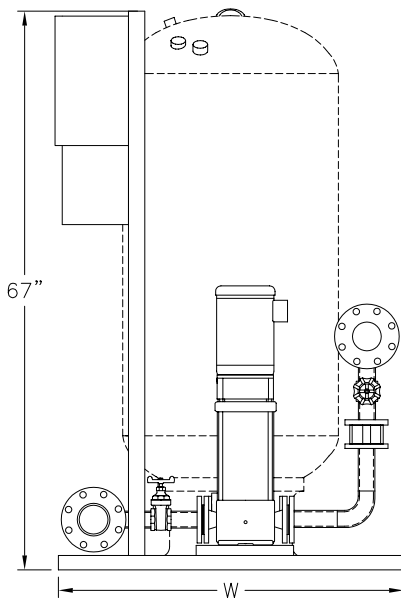
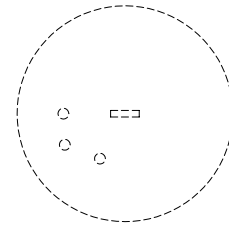
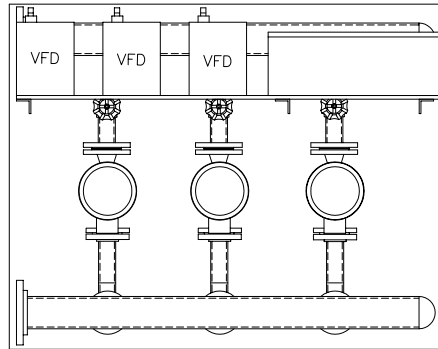


NOTES:

1. SYSTEM MANIFOLD CONNECTIONS ARE (125/150#)(250/300#) ANSI FLANGED.
2. IF OPTIONAL TANK IS PROVIDED, ONE FIELD CONNECTION IS REQUIRED.
3. DATA IS BASED ON FXA-700 TANK. REFER TO TANK DRAWINGS FOR DIMENSIONS AND WEIGHTS OF OTHER MODELS.
4. MAXIMUM SYSTEM PRESSURE MUST NOT EXCEED (175)(250)(300) PSIG OR OPTIONAL ADJACENT TANK PRESSURE RATING.
5. RIGHT HAND SYSTEM IS SHOWN. SPECIFY LEFT HAND IF REQUIRED.
6. FOR DIMENSIONS AND DRY WEIGHT CHOOSE THE LARGEST PUMP USED IN THE SYSTEM.
7. CUSTOM DIMENSIONS ARE AVAILABLE, CONSULT FACTORY.



DIMENSIONS IN INCHES (APPROX.)			SYSTEM WEIGHT IN LBS. (APPROX.)	
MODEL	L	W	WITHOUT TANK	WITH TANK
CR1S-CR5	60	48	1100	1700
CR10-CR20	60	54	1600	2200
CR32-CR45	70	60	2500	3100
CR64-CR90	74	68	2500	3100

Not for construction purposes unless certified.

CERTIFIED BY: _____ DATE: _____

VARIABLE SPEED TRIPLEX MULTISTAGE VERTICAL W/ CHECK VALVES

CANARIIS CORPORATION

AND OPTIONAL ADJACENT OR REMOTE MOUNTED TANK

DATE: 01/01/05 SCALE: NTS www.canariis.com