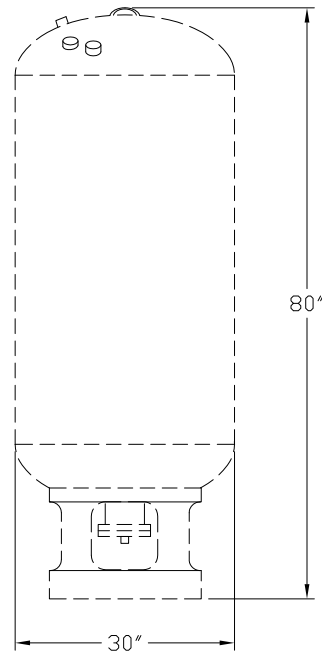
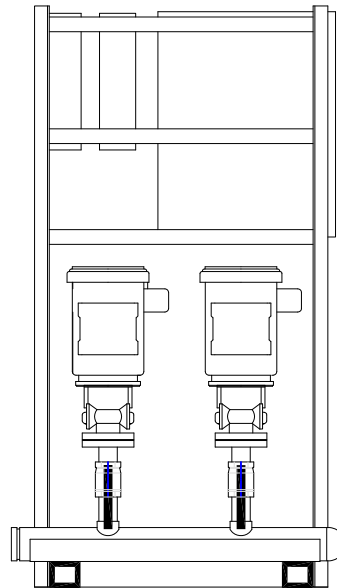
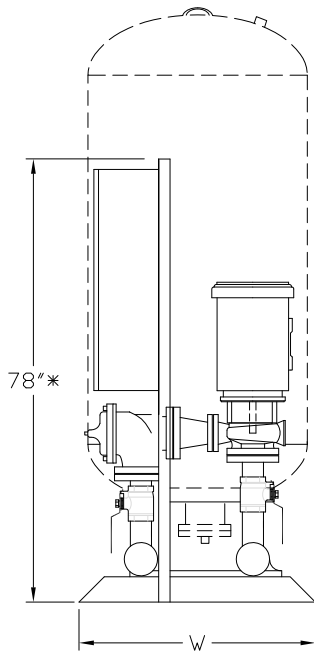
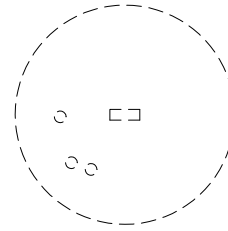
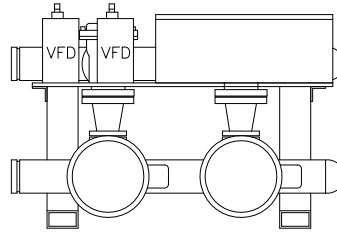


NOTES:

1. SYSTEM MANIFOLD CONNECTIONS ARE GROOVED. (CLASS 125/150 ANSI FLANGED OPTIONAL)
2. IF OPTIONAL TANK IS PROVIDED, ONE FIELD CONNECTION IS REQUIRED.
3. DATA IS BASED ON FXA-700 TANK. REFER TO TANK DRAWINGS FOR DIMENSIONS AND WEIGHTS OF OTHER MODELS.
4. MAXIMUM SYSTEM PRESSURE MUST NOT EXCEED 175 PSIG OR OPTIONAL ADJACENT TANK PRESSURE RATING.
5. RIGHT HAND SYSTEM IS SHOWN. SPECIFY LEFT HAND IF REQUIRED.
6. FOR DIMENSIONS AND DRY WEIGHT CHOOSE THE LARGEST HP PUMP USED IN THE SYSTEM.
7. CUSTOM DIMENSIONS ARE AVAILABLE, CONSULT FACTORY.
8. * VFD'S OVER 15 HP MAY REQUIRE 84"
9. SYSTEMS WITH CHECK VALVES INSTEAD OF PRV'S SHALL HAVE A "W" DIMENSION OF 40" MINIMUM.

SYSTEM SUCTION AND DISCHARGE CONNECTIONS:

- GROOVED END (SHOWN)
- CLASS 125/150 ANSI FLANGED (NOT SHOWN)



DIMENSIONS IN INCHES (APPROX.)			SYSTEM WEIGHT IN LBS. (APPROX.)	
HORSEPOWER PER PUMP	L	W (SEE NOTE 9)	WITHOUT TANK	WITH TANK
2-3 HORSEPOWER	44	32	900	1500
5-7.5 HORSEPOWER	48	32	1000	1600
10-15 HORSEPOWER	52	32	1300	1900

Not for construction purposes unless certified.

CERTIFIED BY: _____ DATE: _____

VARIABLE SPEED DUPLEX SPACE SAVER W/ PRV'S	CANARIIS CORPORATION		
AND OPTIONAL ADJACENT OR REMOTE MOUNTED TANK	DATE: 01/05/09	SCALE: NTS	www.canariis.com